



DEPARTMENT OF STATISTICS MALAYSIA

PRESS RELEASE

MALAYSIA EXTERNAL TRADE STATISTICS BULLETIN, OCTOBER 2020



DEPARTMENT OF STATISTICS MALAYSIA



StatsMalaysia

www.dam.gov.my

EXTERNAL TRADE STATISTICS

OCTOBER 2020

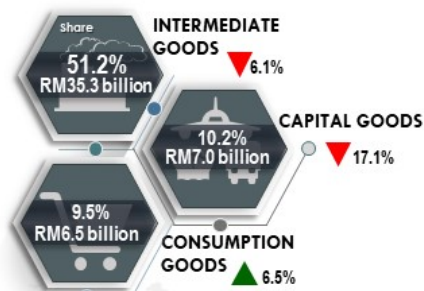
Trade surplus remained steady in October 2020, growing by 25.9 per cent



EXPORTS AND IMPORTS BY SECTOR

IMPORTS BY END USE & BEC

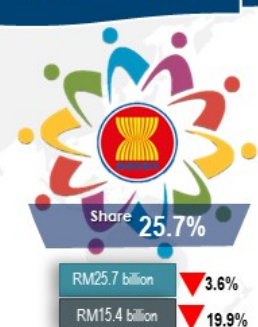
	EXPORTS	IMPORTS
MANUFACTURING	RM79.9 billion ▲ 2.5%	RM60.1 billion ▼ 5.5%
AGRICULTURE	RM7.2 billion ▲ 28.7%	RM4.0 billion ▲ 2.1%
MINING	RM3.6 billion ▼ 47.2%	RM3.6 billion ▼ 22.5%



TOP 3 TRADING PARTNERS



TRADE WITH ASEAN



Note: ▲ ▼ All changes are based on year-on-year (y-o-y) comparison

Source: Monthly External Trade Statistics, October 2020

KEY FACTS

Trade surplus remained steady in October 2020, growing by 25.9 per cent from RM17.6 billion to RM22.1 billion. Exports amounted to RM91.1 billion, posted a growth of 0.2 per cent compared with the same month in 2019. Malaysia's imports declined by 6.0 per cent from RM73.3 billion in October 2019 to RM68.9 billion. Total trade was valued at RM160.0 billion, shrank by 2.5 per cent year-on-year (y-o-y).

On a month-on-month (m-o-m) basis, exports, imports, total trade and trade balance recorded an increase of 2.4 per cent, 2.9 per cent, 2.6 per cent and 0.8 per cent respectively.

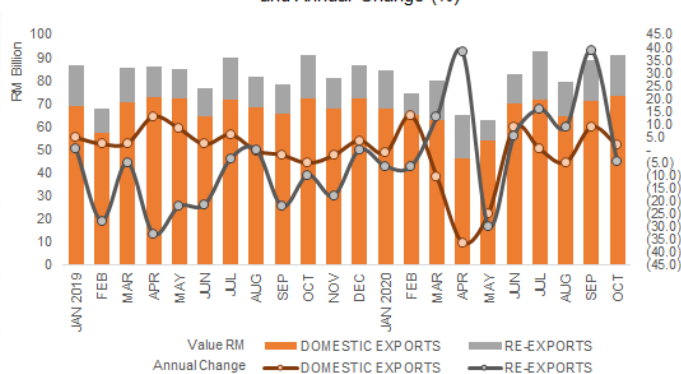
A.EXPORTS

- Exports in October 2020 stood at RM91.1 billion, the second highest monthly export value recorded in 2020. Exports increased by 0.2 per cent y-o-y, outpacing imports growth for six consecutive months. In comparison to September 2020, it also grew by 2.4 per cent.
- For the first 10 months of 2020, exports declined by 3.3 per cent from RM827.7 billion to RM800.6 billion.
- The growth of exports in October 2020, were attributed to the higher exports to the United States, China, India and the European Union.
- Exports of manufactured goods with a value of RM79.9 billion, made up 87.8 per cent of total exports, increased by 2.5 per cent y-o-y. Exports of agriculture goods, which represented 7.9 per cent of total exports expanded by 28.7 per cent or RM1.6 billion to RM7.2 billion. Meanwhile, exports of mining goods (RM3.6 billion) was lower by 47.2 per cent and accounting for 3.9 per cent of total exports.

Table 1: Exports, Domestic Exports, Re-Exports (RM Million) and Annual Change (%)

Period	Value			Annual Change (%)		
	Exports	Domestic Exports	Re-exports	Exports	Domestic Exports	Re-exports
2019 (JAN-OCT)	827,689	683,430	144,258	(1.8)	1.5	(14.8)
2020 (JAN-OCT)	800,585	646,307	154,278	(3.3)	(5.4)	6.9
2019						
JAN	86,341	68,888	17,453	3.7	4.6	0.4
FEB	67,683	57,181	10,502	(4.1)	2.1	(27.7)
MAR	85,677	70,347	15,330	1.0	2.3	(4.7)
APR	86,228	72,737	13,491	1.9	12.7	(32.9)
MAY	84,679	72,174	12,504	2.2	8.1	(22.4)
JUN	76,691	64,456	12,235	(2.7)	2.0	(21.7)
JUL	89,765	71,757	18,008	3.8	5.7	(3.2)
AUG	81,513	68,075	13,438	(0.6)	(0.6)	(0.3)
SEP	78,252	65,469	12,782	(6.1)	(2.2)	(21.9)
OCT	90,861	72,345	18,516	(6.4)	(5.4)	(10.2)
NOV	80,947	67,945	13,003	(5.4)	(2.4)	(18.4)
DEC	86,436	72,108	14,327	2.8	3.4	(0.3)
2020						
JAN	84,114	67,833	16,281	(2.6)	(1.5)	(6.7)
FEB	74,451	64,662	9,789	10.0	13.1	(6.8)
MAR	80,119	62,854	17,265	(6.5)	(10.7)	12.6
APR	64,787	46,183	18,604	(24.9)	(36.5)	37.9
MAY	62,650	53,904	8,745	(26.0)	(25.3)	(30.1)
JUN	82,819	69,951	12,869	8.0	8.5	5.2
JUL	92,559	71,734	20,825	3.1	(0.03)	15.6
AUG	79,130	64,548	14,581	(2.9)	(5.2)	8.5
SEP	88,905	71,194	17,711	13.6	8.7	38.6
OCT	91,051	73,444	17,607	0.2	1.5	(4.9)

Chart 1: Domestic Exports, Re-Exports (RM Billion) and Annual Change (%)



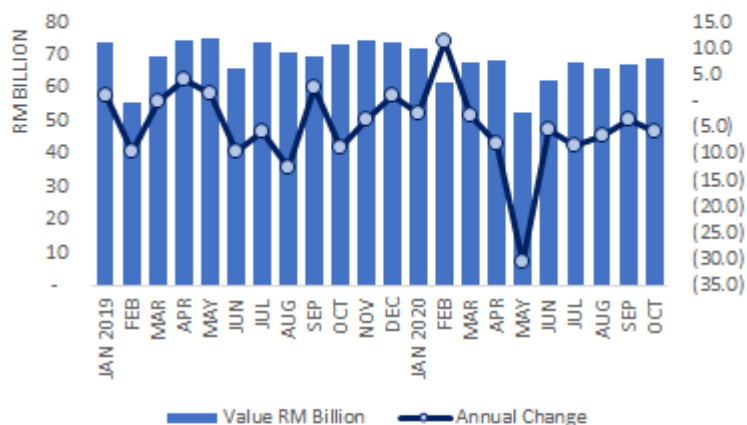
B. IMPORT

- Malaysia's imports in October 2020 was valued at RM68.9 billion, shrank by 6.0 per cent or RM4.4 billion compared with October 2019. This was the eighth consecutive month of decrease since March 2020. Meanwhile, on m-o-m basis, imports rose by 2.9 per cent from RM67.0 billion.
- In the period of January to October 2020, Malaysia's imports contracted by 6.8 per cent or RM47.7 billion to RM653.5 billion compared with same period in 2019.
- In October 2020, the declining imports from Singapore, Australia, Thailand and Saudi Arabia contributed to the decrease in Malaysia's total imports.
- Imports of manufactured goods in October 2020 amounted to RM60.1 billion, comprised 87.1 per cent of total imports, declined by 5.5 per cent y-o-y. Imports of agriculture goods (5.8% of total imports) increased by 2.1 per cent from RM3.9 billion to RM4.0 billion, while imports of mining goods with a share of 5.2 per cent from the total imports, dropped by 22.5 per cent from RM4.6 billion to RM3.6 billion
- Imports by end use registered a decline for intermediate goods and capital goods. Imports of intermediate goods (RM35.3 billion) decreased by 6.1 per cent and capital goods (RM7.0 billion) declined by 17.1 per cent. Meanwhile, imports of consumption goods increased by 6.5 per cent from RM6.1 billion to RM6.5 billion.

Table 6: Imports, Value (RM Million) and Annual Change (%)

Period	Value RM Million	Annual Change (%)
2019 (JAN-OCT)	701,270	(3.3)
2020 (JAN-OCT)	653,548	(6.8)
2019		
JAN	73,922	1.0
FEB	55,567	(9.5)
MAR	69,881	(0.3)
APR	74,377	4.2
MAY	75,109	1.4
JUN	65,630	(9.8)
JUL	73,796	(5.8)
AUG	70,461	(12.5)
SEP	69,438	2.5
OCT	73,289	(8.7)
NOV	74,261	(3.6)
DEC	73,880	1.0
2020		
JAN	72,081	(2.5)
FEB	61,832	11.3
MAR	67,805	(2.7)
APR	68,420	(8.0)
MAY	52,283	(30.4)
JUN	61,966	(5.6)
JUL	67,383	(8.7)
AUG	65,915	(6.5)
SEP	66,957	(3.6)
OCT	68,927	(6.0)

Chart 2: Imports, Value (RM Billion) and Annual Change (%)



Download full article [here](#)

Download: [Appendix here](#)

#Notes:

1. The October 2020 data is provisional and subject to revision in later issues.
2. This report can be accessed through the web portal of the Department of Statistics, Malaysia (<https://www.dosm.gov.my>) under section: Latest Release.

Released By:

DATO' SRI DR. MOHD UZIR MAHIDIN
CHIEF STATISTICIAN MALAYSIA
DEPARTMENT OF STATISTICS, MALAYSIA

DrUzir_Mahidin Dr_Uzir

27 November 2020

Contact person:

Mohd Yusrizal Ab Razak
 Public Relation Officer
 Strategic Communication and International Division
 Department of Statistics, Malaysia
 Tel : +603-8885 7942
 Fax : +603-8888 9248
 E-mail : yusrizal.razak[at]dosm.gov.my