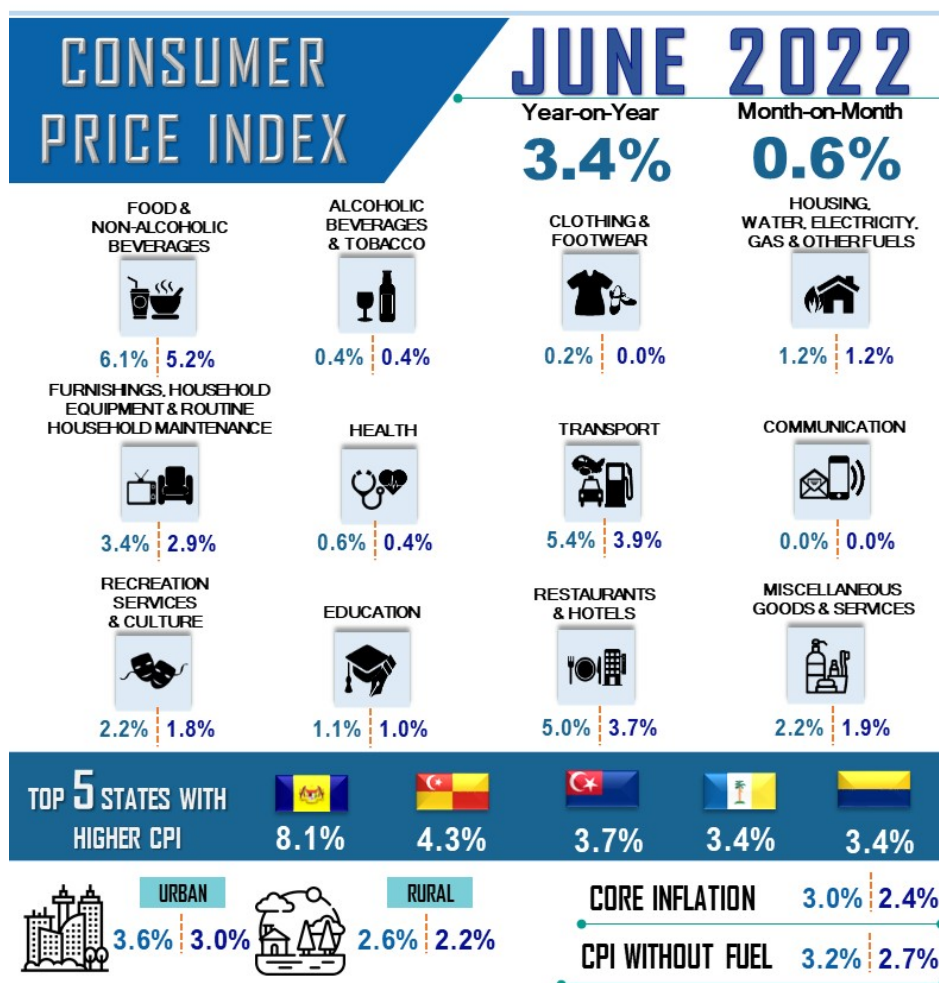




PRIME MINISTER'S DEPARTMENT
DEPARTMENT OF STATISTICS MALAYSIA

PRESS RELEASE

CONSUMER PRICE INDEX MALAYSIA JUNE 2022



Notes: Percentage Change Year-on-Year: June 2022 | May 2022

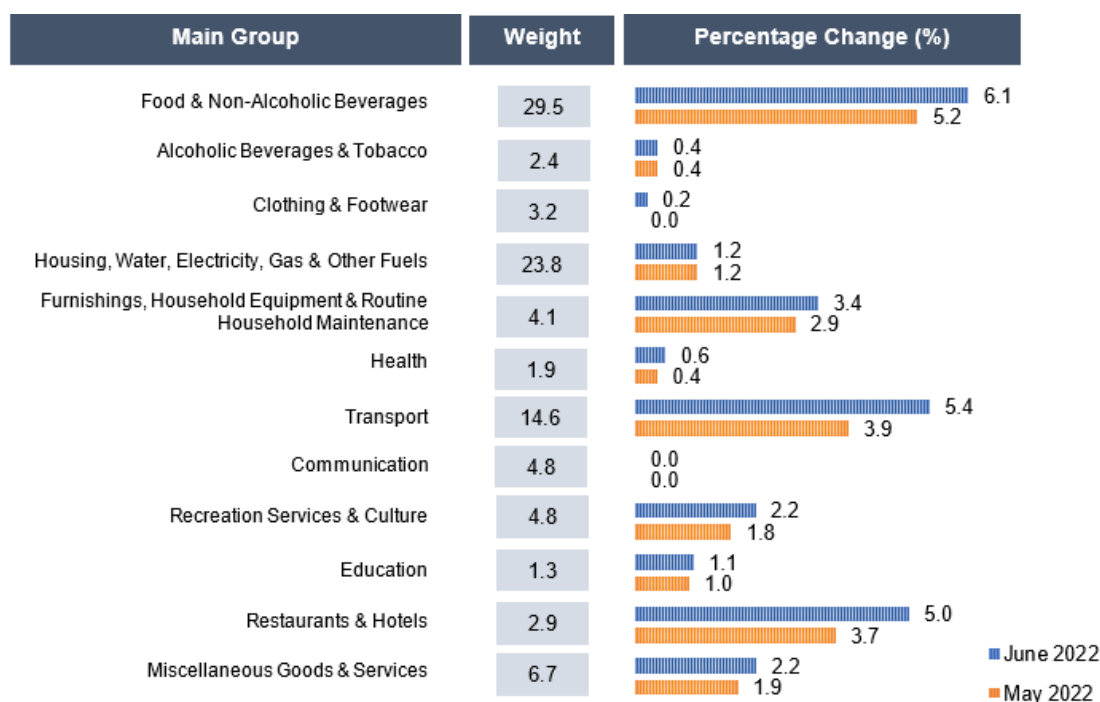
Source : Consumer Price Index (2010=100),
Department of Statistics Malaysia (DOSM)

Food Inflation continues to contribute in the rise of Malaysia's inflation, June 2022

Malaysia's inflation increased 3.4 per cent to 127.4 in June 2022 as against 123.2 in the same month of the preceding year. The Food index increased 6.1 per cent and remained as the main contributor to the rise in the inflation during the month of June 2022. Meanwhile, other groups except Communications also recorded increases and led headline inflation to 3.4 per cent. Transport increased 5.4 per cent followed by Restaurants & Hotels (5.0%); Furnishings, Household Equipment & Routine Household Maintenance (3.4%); Miscellaneous Goods & Services (2.2%) and Recreation Services & Culture (2.2%).

The inflation for the second quarter of 2022 inclined 2.8 per cent to 126.6 as compared to 123.1 in the same quarter of the preceding year. On a quarterly basis, the inflation inclined 1.1 per cent as compared to the first quarter of 2022 (0.9%). Meanwhile, the inflation for the period of January to June 2022 increased 2.5 per cent as compared to the same period of the previous year. On a monthly basis, the inflation increased 0.6 per cent as compared to May 2022.

Chart 1: Inflation by Main Group, May & June 2022



Inflation without Fuel

Inflation without fuel rose 3.2 per cent in June 2022 to 117.6 as compared to 113.9 in the same month of the preceding year. Inflation without fuel covers all goods and services except Unleaded petrol RON95, Unleaded petrol RON97 and Diesel.

Core Inflation

Core inflation measures changes in the prices of all goods and services, excluding volatile items of fresh food as well as administered prices of goods by the government. Core inflation registered an increase of 3.0 per cent in June 2022 as compared to the same month of the previous year. The highest increase was recorded by Food & Non-Alcoholic Beverages group with 5.6 per cent.

In addition, the Transport group also recorded an increase of 5.2 per cent, followed by Restaurants & Hotels (5.0%); Furnishings, Household Equipment & Routine Household Maintenance (3.4%); Miscellaneous Goods & Services (2.2%) and Recreation, Services & Culture (2.2%).

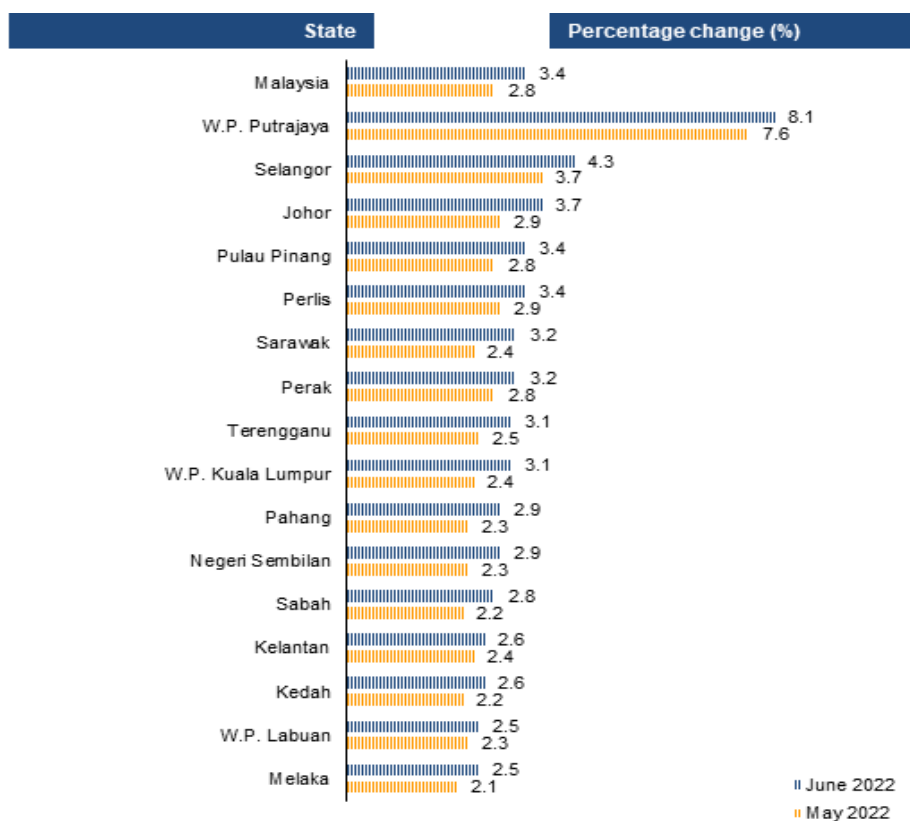
Inflation by State

In June 2022, all states registered increases in inflation while two states showed increases above the national inflation level of 3.4 per cent. The highest increase was recorded by Wilayah Persekutuan Putrajaya (8.1%). Meanwhile, Wilayah Persekutuan Labuan and Melaka were the two states with the lowest increase by 2.5 per cent respectively.

All states registered an increase in the inflation of Food & Non-Alcoholic Beverages. The highest increase was recorded by Wilayah Persekutuan Putrajaya (8.2%) followed by Selangor (7.5%), Johor (7.3%), Pulau Pinang (6.8%) and Perlis (6.1%). The increase was mainly due to higher prices of meat and vegetables in June 2022 as compared to the same month last year. Meanwhile, other states showed an increase below the national inflation of Food & Non-Alcoholic Beverages rate of 6.1 per cent

in June 2022.

Chart 2: Inflation by State, May & June 2022



The full publication of the Consumer Price Index Malaysia, June 2022 can be downloaded from [eStatistik](#) portal.

Released By:

**THE OFFICE OF CHIEF STATISTICIAN MALAYSIA
DEPARTMENT OF STATISTICS, MALAYSIA**

22 July 2022

Contact person:

Mohd Yusrizal bin Ab. Razak
Public Relation Officer
Strategic Communication and International Division
Department of Statistics, Malaysia
Tel : +603-8885 7942
Fax : +603-8888 9248
E-mail : yusrizal.razak[at]dosm.gov.my